



## PS Plus 3 – West Midlands

Marek Musiol  
Lead Research Statistician  
PS Plus  
Marek.Musiol@hmps.gsi.gov.uk

Adam Bennett  
Statistics Officer  
PS Plus  
Adam.Bennett@hmps.gsi.gov.uk

Lucy Pendlebury  
Statistics Officer  
PS Plus  
Lucy.Pendlebury@hmps.gsi.gov.uk



**NOMS** National Offender  
Management Service  
Working together to reduce re-offending

Contents

Introduction

Introduction.....	Page 2
Section 1 – Demographics	
Geographic Distribution.....	Page 3
Reasons for Leaving the Project.....	Page 4
Diversity.....	Page 5
Assessed Needs.....	Page 7
Risk.....	Page 9
Offences.....	Page 10
Motivation.....	Page 11
Section 2 – Assistance Received	
Soft Outcomes - Summary.....	Page 12
Soft Outcomes - Qualifications.....	Page 13
Hard ETE Outcomes.....	Page 14
All Outcomes - Summary.....	Page 15

This report has been compiled to give information about beneficiaries in PS Plus 3 prisons who intend to live in the West Midlands on release and beneficiaries on probation in West Mercia and Warwickshire. The report contains information about beneficiaries on all three PS Plus 3 projects: PS3, LINK and Inclusion.

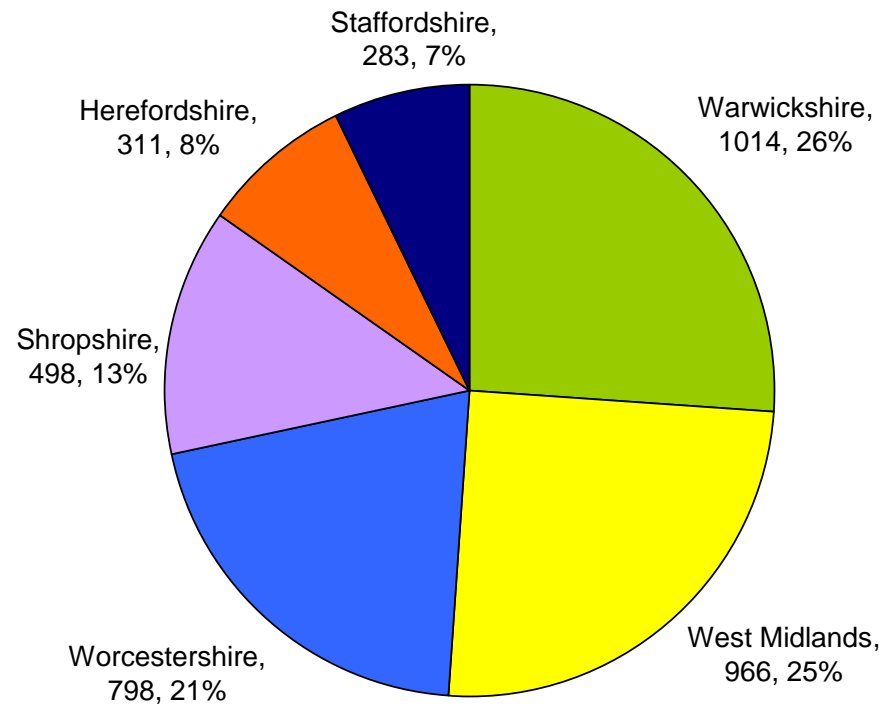
The PS Plus project ran in West Mercia and Warwickshire probation from April 2006 to June 2008, in HMP Risley from January 2007 to December 2007, and in all other PS3 and LINK prisons from April 2007 to June 2008.

During this time, **3870** beneficiaries who live or intended to live in the West Midlands on release were worked with. 87% of beneficiaries started at HMP Featherstone and 76% of beneficiaries started at HMP Stafford intended to live in the West Midlands on release.

This report will show the background of the beneficiaries worked with on the project (section 1), followed by the intervention given and outcomes gained from PS Plus 3 intervention (section 2).

Information in the report has been obtained from the PS Plus developed CATS database (Case Assessment and Tracking System).

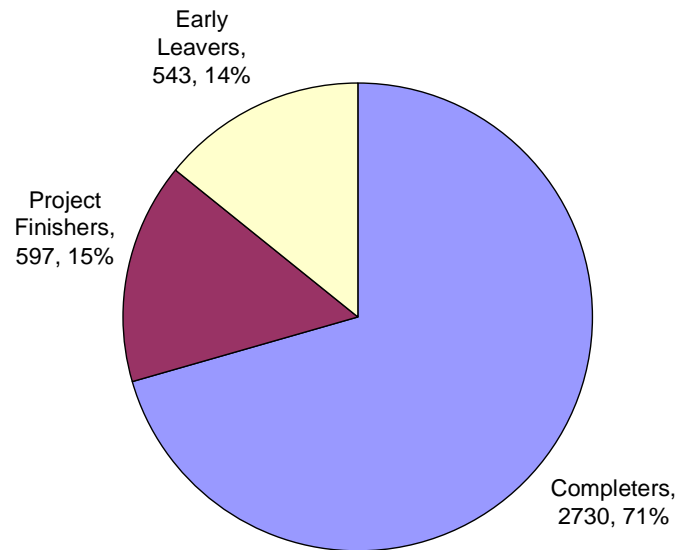
### Geographic Distribution



Breakdown of where beneficiaries intend to live upon completing their sentence

- Approximately 26% (1014) of West Midland beneficiaries live or intend to live in Warwickshire upon release.
- A further 25% (966) were due to live in West Midlands County and 21% (798) in Worcestershire.

## Reasons for Leaving the Project



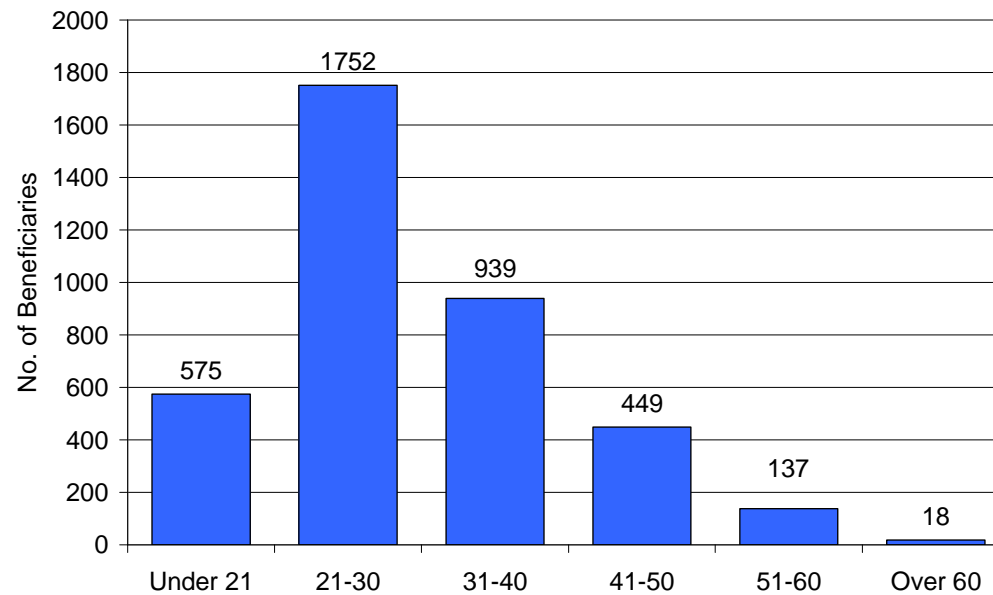
How beneficiaries left the project

<u>Reason for leaving early</u>	<u>No. bens</u>
Transferred to Non PS Plus Establishment/Probation Area	222
Decided not to continue on Project	149
Given Custodial Sentence/Recalled to Custody (probation only)	77
Absconded (prison only)	15
Other	80
<b>Total</b>	<b>543</b>

Reasons for leaving the project early

- 71% (2730) of West Midland beneficiaries were *completers* – they left PS Plus when their sentence expired.
- 15% (597) of West Midland beneficiaries on PS Plus 3 were *project finishers* – these beneficiaries completed the project before their release from prison or probation, due to the closure of PS Plus.
- A further 14% (543) of beneficiaries were *early leavers*. The most common reason for leaving the project early was due to transfer to a non-PS Plus establishment.

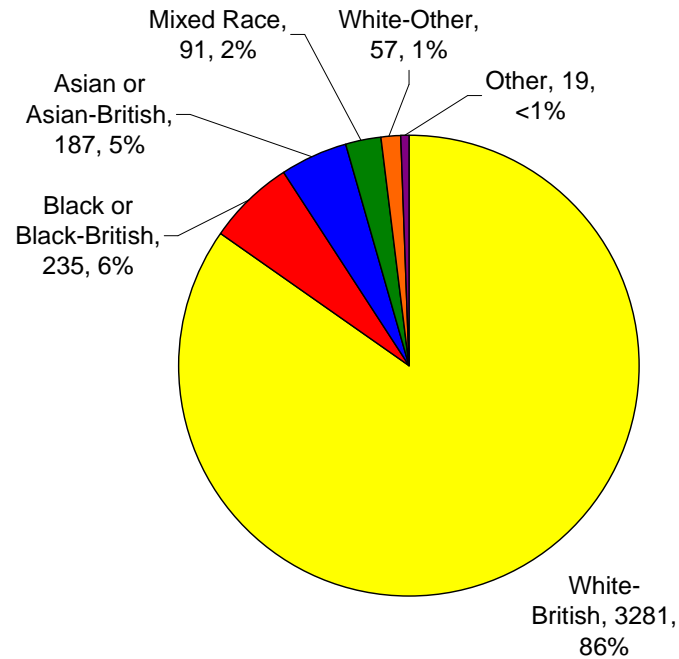
### Diversity: Age & Gender



Age groups of West Midland beneficiaries worked with on PS Plus 3

- The average (mean) age of PS Plus beneficiaries on starting the project was 30 years 1 month.
- The most common age group is 21-30, accounting for 45% of West Midland beneficiaries.
- 575 of the West Midland beneficiaries worked with on PS Plus 3 were under 21 on starting the project, and 18 beneficiaries were over 60.
- 13% (507) and 87% (3363) of the beneficiaries were female and male respectively.

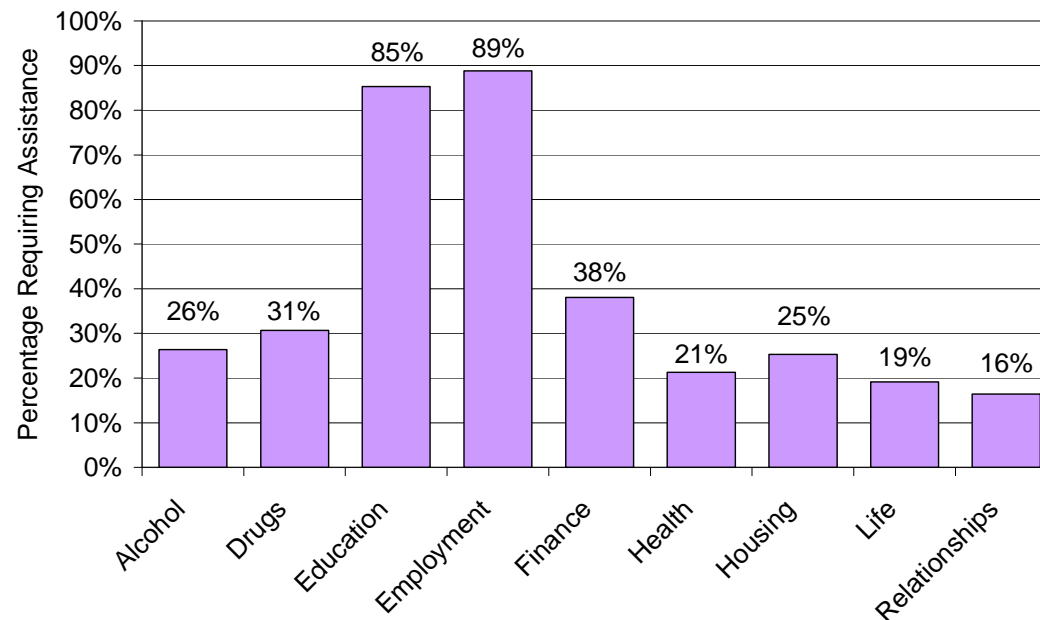
### Diversity: Ethnic Origin and Nationality



Ethnic origin of West Midland beneficiaries on PS Plus 3

- 86% (3281) of West Midland beneficiaries on PS Plus 3 were White-British. Ethnic minorities accounted for 14% of the population.
- 98% (3793) of West Midland beneficiaries were from the United Kingdom. PS Plus worked with 72 beneficiaries from outside the United Kingdom and of these, 39 were from outside of the EU. The nationality of 5 West Midland beneficiaries is unknown.

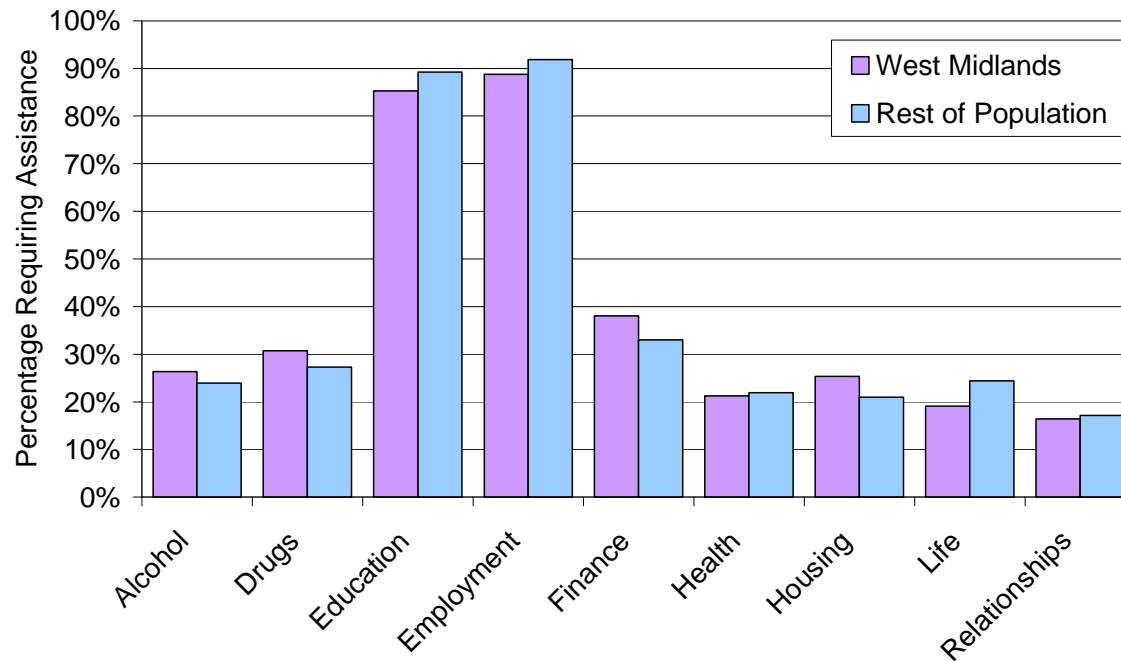
### Assessed Needs



Needs of West Midland beneficiaries according to assessments

- Every beneficiary needed help with either employment or education. 3435 (89%) beneficiaries needed help with employment and 3301 (85%) beneficiaries required assistance with education issues.
- 25% (979) of beneficiaries needed help with housing, and 3% (104) were identified as having no fixed abode. 21% (823) of beneficiaries needed help with health issues, and 133 (3%) beneficiaries considered themselves disabled.
- 1886 beneficiaries identified a need for help with either drugs or alcohol, which accounted for 49% of the total.

### Assessed Needs – Comparison with the rest of PS Plus 3

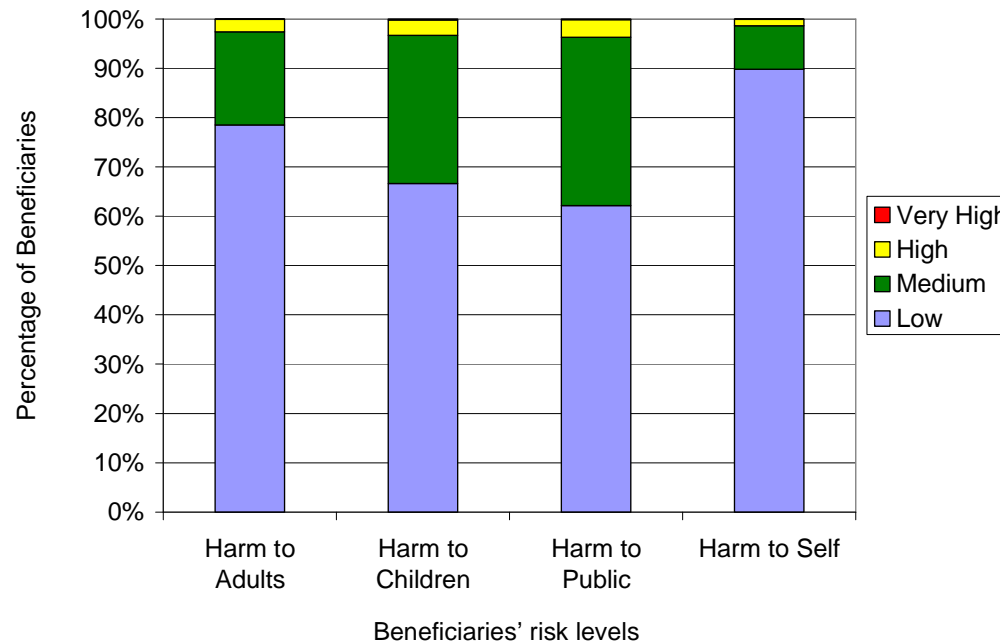


Needs of West Midland beneficiaries compared to the rest of the PS Plus 3 population

- Statistical analysis shows that West Midland beneficiaries were significantly *more* likely to have problems with alcohol, drugs, finance and housing issues than the rest of the PS Plus 3 population.
- Analysis shows that West Midland beneficiaries were *less* likely to have problems with education, employment and life issues than the rest of the PS Plus 3 population.

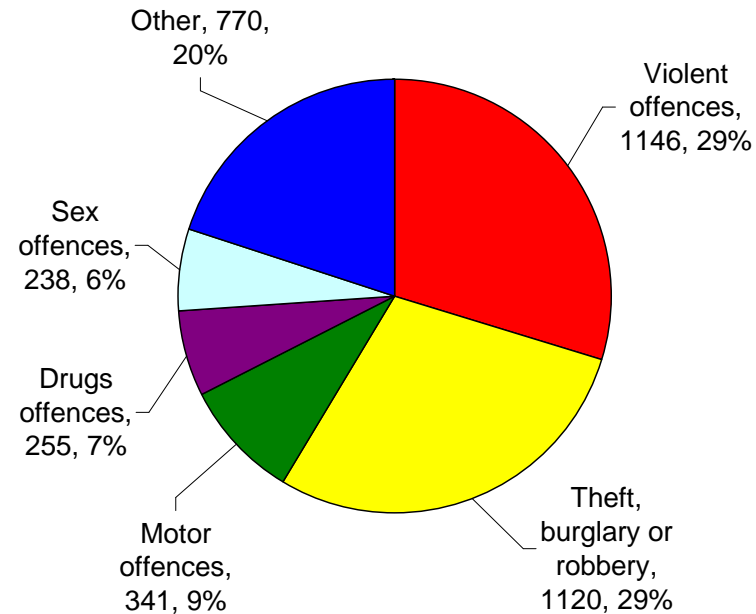


### Risk



- For risk of harm to adults, children and the public, approximately 17% of beneficiaries' risk was unknown. For risk of harm to self, approximately 36% of beneficiaries' risk was unknown.
- Where known, approximately 1-4% were classed as high or very high risk in each category.
- Where known, over 60% of prisoners were classified as low risk of harm towards adults, children and the public. Where risk was known, 90% of beneficiaries were classed as low risk towards themselves.

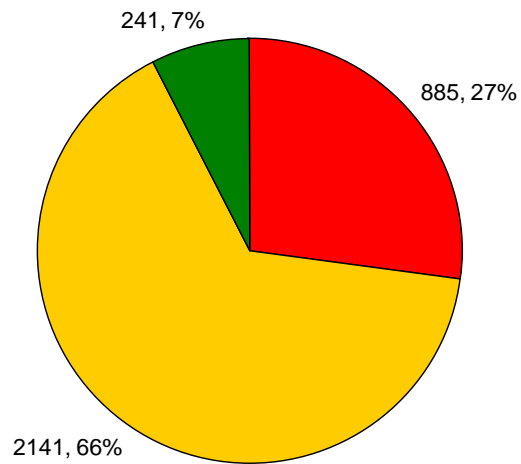
## Offences



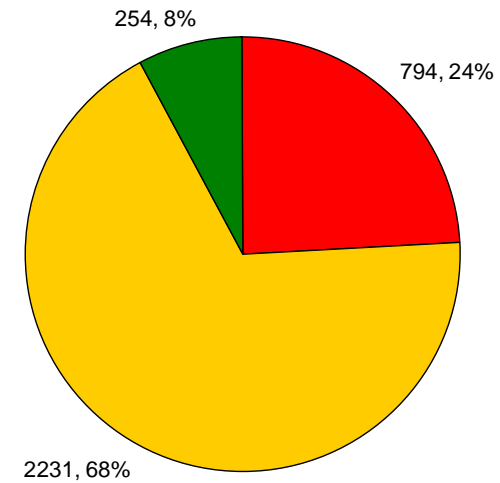
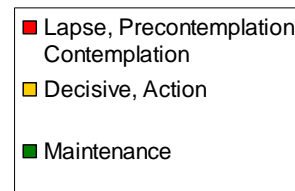
Offences committed by PS Plus beneficiaries

- The most common type of offence committed by West Midland beneficiaries was violent offences (29%) followed by theft, burglary or robbery offences (29%).
- 341 (9%) beneficiaries had committed motoring offences.

## Motivation



Beneficiaries' Starting Motivation



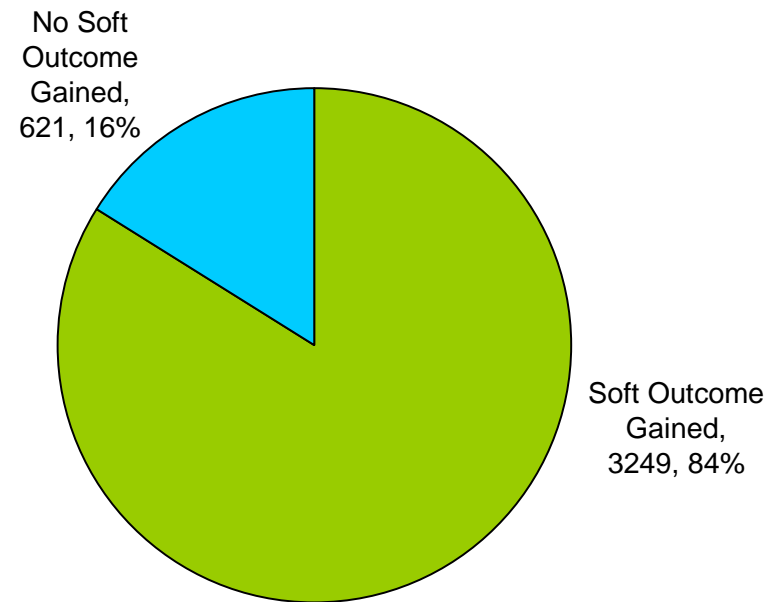
Beneficiaries' Finishing Motivation

- The proportion of beneficiaries whose motivation (where known) was lapse, pre-contemplation or contemplation decreased from 27% to 24%.
- 13 more beneficiaries had a motivation level of maintenance when beneficiaries' finishing motivation was calculated.
- Approximately 600 beneficiaries had no motivation levels recorded.

## Soft Outcomes - Summary

<u>Outcome</u>	<u>No. bens</u>
Advice On Disclosure	1797
IAG Assistance	1372
Other Programme	1185
Accessed Beneficiary Fund	564
CV Assisted	504
Job Club	453
FE College Interview	423
Non-NVQs Gained	295
Financial Literacy	225
Housing Adv/Homeless Interview Secured	188
Portfolio Of Achievement	183
NVQs Gained	165
Basic Skills	114
CSCS - Health And Safety Test	112
Other	452
<b>Total</b>	<b>8032</b>

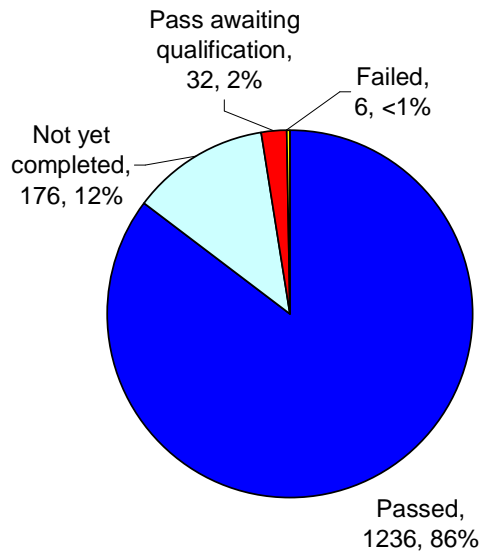
Soft outcomes gained by beneficiaries



Percentage gaining a soft outcome

- 8032 soft outcomes were achieved by the 3870 West Midlands beneficiaries on PS Plus 3.
- 84% (3249) of West Midlands beneficiaries achieved at least one soft outcome whilst on PS Plus 3.
- 54% (2076) beneficiaries received advice or guidance. 82% (3166) received help with employment and 67% (2611) received help with education.

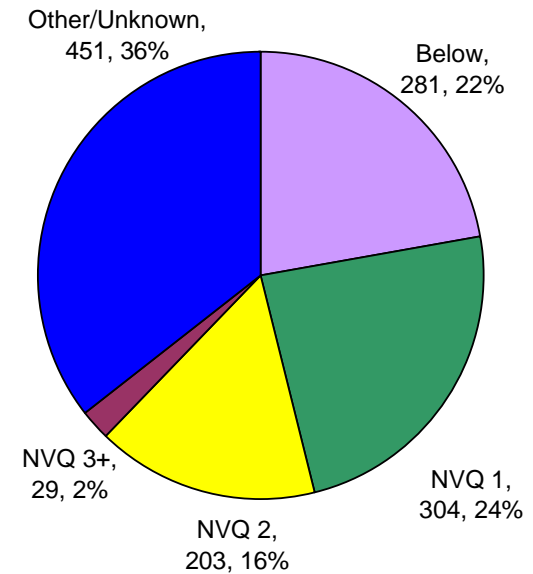
## Soft Outcomes – Qualifications



Exams passed by beneficiaries

<u>Subject passed</u>	<u>No. subjects</u>
Adult Literacy	265
Adult Numeracy	239
Fork Lift Truck Training	82
Health and Safety	82
IT/ECDL	61
Sport, Gym, Fitness	52
Industrial Cleaning	40
Plant & Machinery Operations	40
Food Preparation & Hygiene	35
Painting and Decorating	33
Art	28
Education	24
Business Studies	22
First Aid	20
Other	245
<b>Total</b>	<b>1268</b>

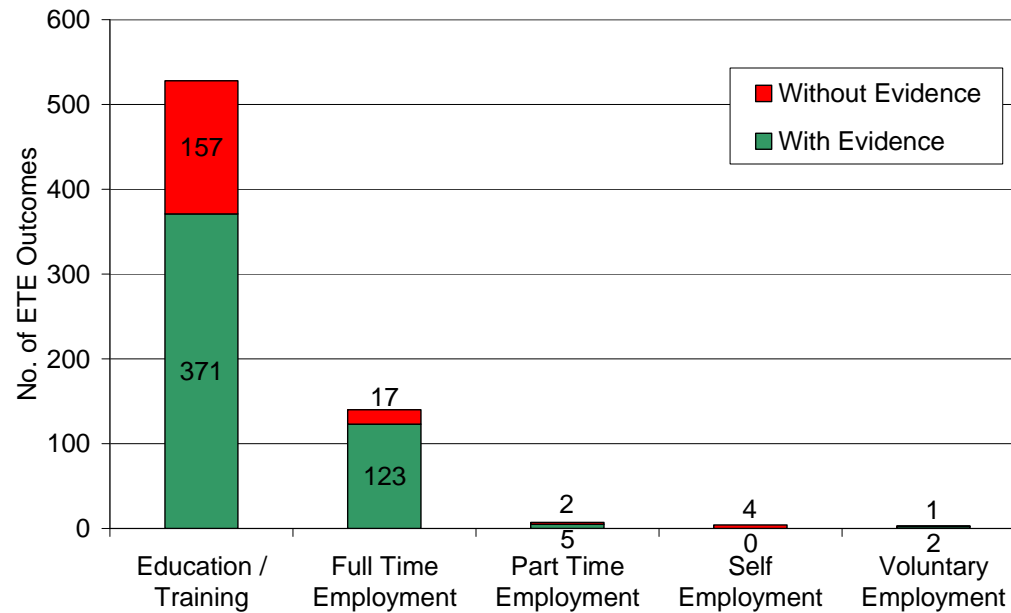
Subjects passed by beneficiaries



NVQs gained by beneficiaries

- 1268 (87%) of exams taken by West Midlands PS Plus beneficiaries were passed, with a further 176 yet to be completed by the end of the project. Only 6 exams were failed.
- PS Plus beneficiaries completed courses in a wide range of subjects, from creative arts to industrial cleaning. 504 adult literacy and numeracy courses and 82 fork lift truck training courses were passed.
- 536 NVQs (level 1 and above) were passed by West Midlands PS Plus beneficiaries.

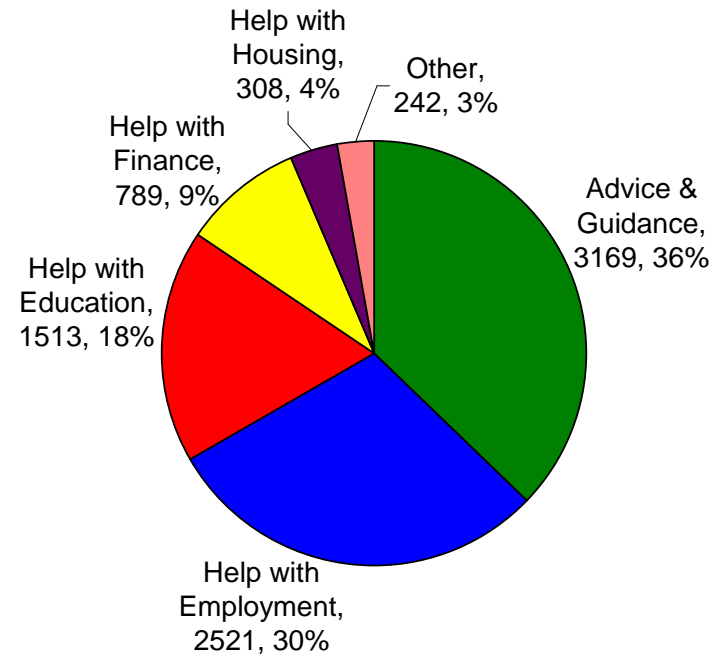
### Hard ETE Outcomes



ESF Hard ETE outcomes achieved by beneficiaries

- o 695 hard outcomes were recorded by PS Plus staff.
- o 501 hard outcomes had sufficient evidence for ESF auditing purposes. In addition, 9 supplementary outcomes were evidenced.
- o West Midlands beneficiaries on the PS Plus 3 project achieved 371 education/training outcomes and 130 employment outcomes.

### All Outcomes - Summary



Summary of All Outcomes Gained by West Midlands beneficiaries on PS Plus 3

- In total, 8542 outcomes were achieved by West Midlands PS Plus 3 beneficiaries.
- 84% (3266) received at least one outcome while on the PS Plus project.
- 30% (2521) of these outcomes have helped improve beneficiaries' employability, from writing CVs to gaining full-time employment.
- 789 finance outcomes and 308 housing outcomes were gained by West Midlands beneficiaries.